

# Why you should Learn Power BI



## Why you should learn Power BI

Let's discuss on three top tool for data visualization : Power BI, Tableau & Qlikview. Here is table with ranking and job demand for Power BI, Tableau and Qlikview.

Results 1 - 30 of 83						
Skill / Job Role (Historical trends & salary statistics)	Rank 6 Months to 24 Jan 2021	Rank Change Year-on-Year	Median Salary 6 Months to 24 Jan 2021	Median Salary % Change Year-on-Year	Historical Permanent Job Ads	Live Job Vacancies
<b>Power BI</b>	110	▲ +42	£50,000	-	1,830 (2.88%)	<b>431</b>
<b>Tableau</b>	240	▼ -10	£52,500	+5.00%	838 (1.32%)	<b>154</b>
<b>QlikView</b>	555	▼ -16	£50,000	-	221 (0.35%)	<b>52</b>

You can see Power BI is quite ahead of Tableau and has over 2x more jobs and over 8x jobs than Qlikview. If we combine all jobs from all three tools to assess market share between these three tools that gives us :

- Power BI 63%
- Tableau 29%
- Qlikview 8%

## Job demand growth and outlook

Let's discuss on Job demand, Power BI is a new tool, and you can see below that demand started to grow from end of 2015 and growth is significant, and the job outlook is looking good for PowerBI, and it is likely to steadily grow in the next 5 years or more until it reaches it's peak. Let's compare with it to Tableau. You can see Tableau demand started to increase in 2012 so it had about 3 years advantage over Power BI and growth is quite significant, not as much as Power BI % wise, and you can see it drops in recent months.

Suspect Tableau has reached it's peak, which was heavily limited by Power BI competition and it's unlikely to grow any more as businesses preferences are now on Power BI, which is something I will discuss in a minute in more details. QlikView was one of the first tools available on the market and you can see job demand started to grow in 2009, 6 years ahead of Power BI, though increase as much as very noticeable in the first years, it was decreasing since 2016 when both Tableau and Power BI became main competitors.

# Why you should Learn Power BI



Power BI Job Vacancy Trend

Job postings citing Power BI as a proportion of all IT jobs advertised.

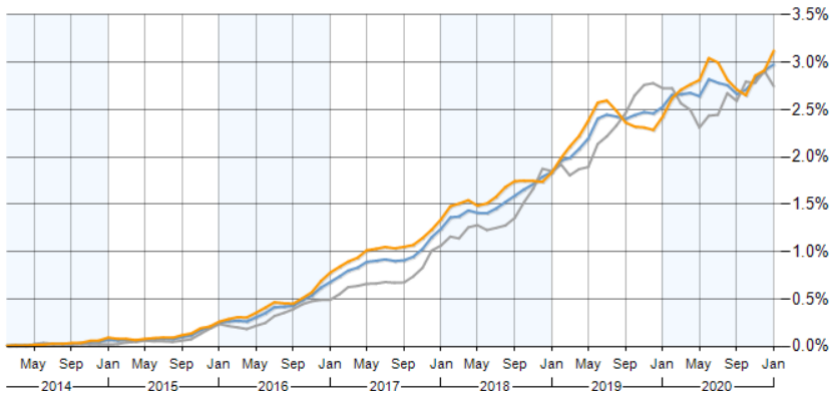
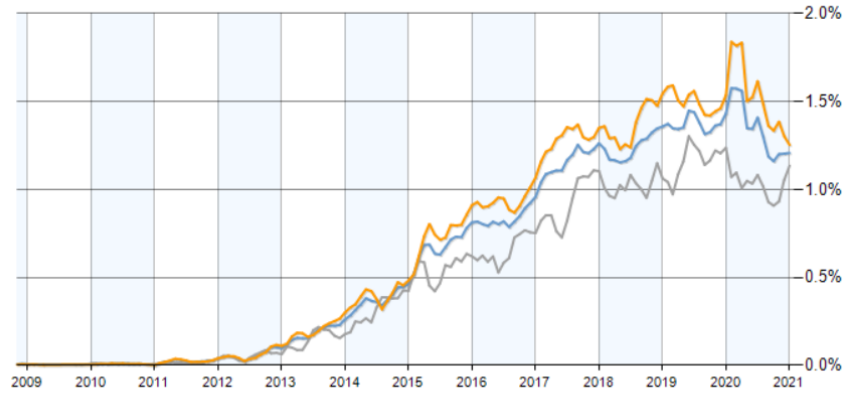


Tableau Job Vacancy Trend

Job postings citing Tableau as a proportion of all IT jobs advertised.



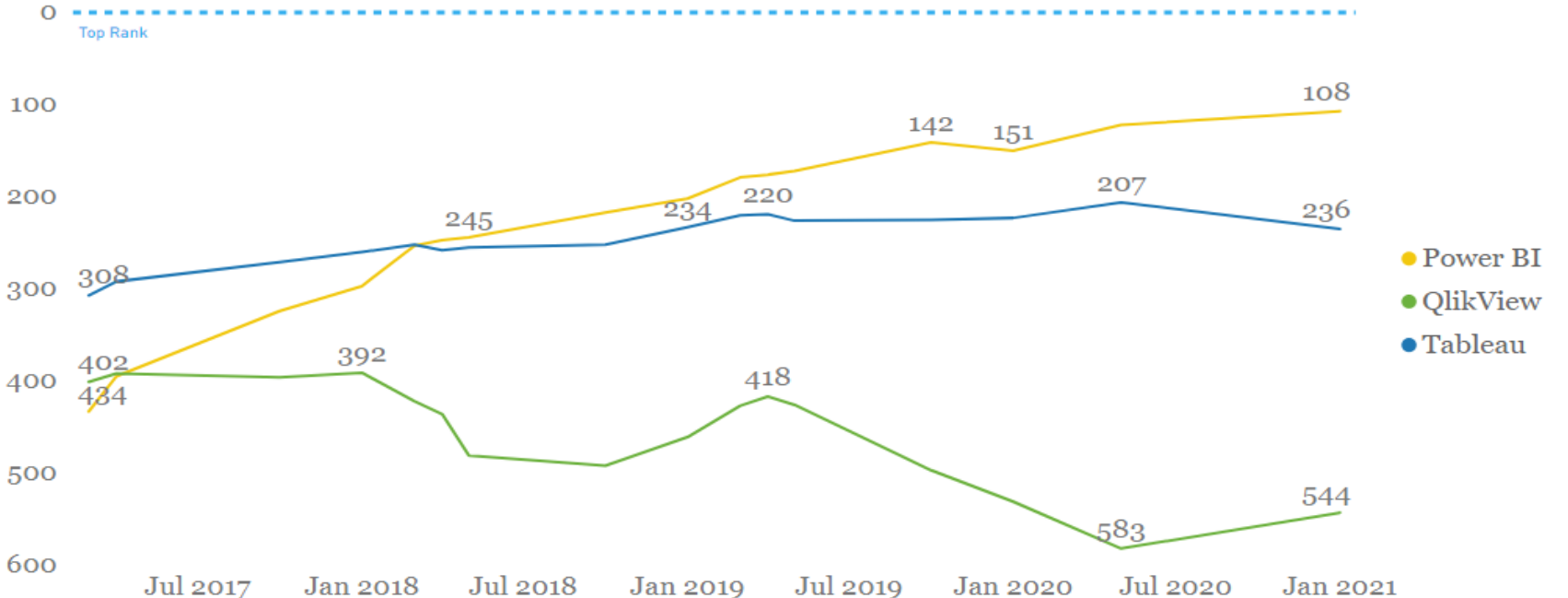
You can see Power BI ranking in 2017 was just above 400 and that is about 400 jobs, so you can see growth of Power BI in ranking is significant and jobs is over x4 more comparing to 2017. Tableau has continue to increase it's ranking since 2017, however recently the ranking dropped although the difference is not that significant. You can see Qlikview job demand has dropped and already has quite a lot ranking.

This indicates that quite a few companies started with QlikView and Tableau, because Power BI either didn't exist at the time of the decision or didn't have all features needed, however the companies also use Power BI and it's hard to quantify, but I suspect quite a few of these companies plan to use Power BI only in the future.

It's hard to quantify the impact of it, however we do know it's 50% of jobs that use a combination of tools, so the impact over the next several years is likely to be quite significant. This data indicates to me that there is not a great job outlook for either Tableau or Qlikview as when times goes on and companies complete migration projects, the demand will simply drop as more companies will be Power BI only.

This may take a longer while as from my experience companies are still waiting for more features to be added to Power BI so they can replace Tableau and Qlikview with confidence that almost all features are available in Power BI

## Job Demand Ranking



# Why you should Learn Power BI



With organizations investing in business intelligence, there is an increase in demand of Power BI experts. Partnering with a consultant is a popular choice in the global market. We'll discuss the advantages of hiring a Power BI implementation partner for a business.

Data is a vital part of the current global industry. So much that 2.5 quintillion bytes are generated every day by internet users. A research study says that daily data generation will reach 165 zettabytes per year by 2025. [Statista](#) shows that the global big data market will reach \$103 billion by 2027.

Data delivers valuable insights and predictions to an organization to make decisions faster and better. The insights are derived through data analytics and business intelligence technologies. A majority of businesses around the world are adopting data analytics and advanced analytics to make the most of the available data.

[Facts and Factors](#) has reported that the global predictive analytics market will reach \$22.1 billion by 2026. On-premises, cloud and self-servicing analytical and business intelligence tools like Power BI have a crucial role in collecting, cleaning, processing, and analysing data to deliver actionable insights. But how do organizations integrate and use BI tools?

There are two ways to do so. One is to build an in-house team with data scientists and Power BI experts. Another method (the most preferred) is to hire offshore Power BI consultants to take care of the process. Various BI consulting companies offer services to help small, medium, and large enterprises adopt the data-driven model and make use of the insights derived by Power BI.

## What are the Benefits of Microsoft Power BI?

Power BI is a suite of business intelligence applications and services offered by Microsoft. It comes in various versions (desktop, web, & mobile) and can be used by any business organization. It is a data analytics and visualization/ reporting tool that shares micro and macro insights in real time. Power BI is an internationally famous BI tool for the range of features and services it offers. Here are some benefits of using Microsoft Power BI in your enterprise.

### Connect Data Sources

Data is indeed found in abundance. But how do we collect this data from different sources? You can use Power BI to set up a data processing model where data from multiple sources is collected at a central location. This central database can be a data warehouse or data lake (on-premises or cloud). Power BI is connected to the central database, which has access to data from several sources.

### Data Integration

Data integration is the next step after data collection. It's where data from different sources is cleaned and transformed to provide a unified view. Power BI is known for its data integration abilities that allow a user to create a common data model after aggregating data from a range of sources. The sources can be online and offline. Power BI's ETL (Extract, Transform, & Load) tool is known as Power Query Editor.

### Turning Data to Insights

The biggest advantage of Power BI is to turn raw data into actionable insights. The insights make it easy to understand the patterns, trends, etc., in large datasets. Power BI works with historical and real-time data to deliver insights for decision-making. Employees at different levels in the enterprise can use the insights to complete day-to-day work.

# Why you should Learn Power BI



## Data Security

Microsoft has built Power BI to ensure adequate data security and protection. Sensitivity labels, data compliance, defending cloud apps, Microsoft 365 data loss prevention, etc., are some examples of the data security methods adopted by Microsoft to keep your business data safe from unauthorized access and cyber-attacks.

## Data Visualization

Power BI is also called a data visualization tool because of its ease to create reports and view them in real-time. Data visualization is a way of visualizing data insights in easy-to-understand formats. Line and bar graphs, pie charts, heat maps, tree maps, etc., are a few ways to represent data in graphical/ pictorial format. This allows users to understand patterns easily and quickly.

## User-Friendly Dashboard

Power BI offers a customizable and interactive dashboard with a drag-and-drop feature. Users can add filters, KPIs, identifiers, etc., to the dashboard to analyse the same datasets based on various factors. The necessary information can be directly accessed from the dashboard with a couple of clicks. Since the Power BI dashboard is connected to the central system within the business, the data will be up to date at all times.

## Multi-Platform Usage

Power BI comes in different versions. It can be used as a desktop app, web service from the cloud, and mobile app. It can be used as a free or paid service. Microsoft currently offers three versions of Power BI- Free, Pro, and Premium. The consultant will help you choose the right version for your organization based on the volume of business. You can upgrade or downgrade the plans as required.

## What Does a Power BI Consultant do?

A Power BI consultant has an extensive role to play in an organization. The consultant has to provide end-to-end services:

- Understanding the need for business intelligence for the company
- Integrating it with the rest of the systems
- Creating and streamlining dataflow
- Cleaning and modelling data
- Customizing the dashboard and features
- Maintenance and support

The consultant will be responsible for Power BI development, implementation, management, and maintenance in an enterprise. The expert can work with a business from any industry and with varied business requirements. The Power BI consultant will provide tailor-made solutions for each enterprise based on the niche, business volume, market conditions, and long-term goals.

# Why you should Learn Power BI



## Advantages of Partnering with a Power BI Consultant

Why do more than half the enterprises adopting the data-driven model hire offshore consultants? There are several advantages of partnering with a Power BI consultant than building an in-house team from scratch and having employees on the payroll.

### 1. Bridge Talent Gap

You need employees with Power BI certification and expertise to build an in-house team. You either have to hire experts or train your existing employees. Recruitment and training are expensive and time-consuming for any business. An easier solution is to partner with Power BI consultant companies that already have the necessary talent and skills. Since the consultants work with different teams and businesses, they have better knowledge and understanding of how to implement Power BI in your enterprise and customize it for your specific requirements.

### 2. Increased Operational Efficiency

The existing teams in your business will not be disturbed. Their projects will not be disrupted or delayed as Power BI consultants work in parallel. This increases the operational efficiency of your business and improves overall productivity. The changes to your business processes will be seamlessly made to avoid loss of work time. Partnering with offshore Power BI consultants adds extra talent and skills. It brings new ideas and innovation, new processes and systems, without increasing the use of resources. Moreover, the consultant will train the employees to use Power BI for data analytics and report generation.

### 3. Data-Driven Results

The main purpose of choosing a Power BI implementation partner is to derive data-driven results for the business through digital transformation. The experts know how to integrate the systems, which ones to replace, which to upgrade, and ways to set up new integrations quickly.

This leads to a unified internal system where each element of the IT infrastructure is linked with the other to ensure smooth data flow. Building a robust and reusable data model will provide real-time insights through data visualization reports.

### 4. Artificial Intelligence & Advanced Analytics

Microsoft Power BI is seen as an extension of MS Excel. But it is much more than a spreadsheet. While employees are trained to use the dashboard to generate reports, running advanced analytics requires domain expertise. By using open-source programming languages like Python and R, Power BI consultants can offer AI and ML-based analytics like predictive analysis, sentiment analysis, cluster analysis, big data analysis, and so on.

### 5. Competitive Edge

In today's competitive scenario, a business that doesn't use analytics will find it tough to compete with a business that relies on data-driven decision-making. Even small and medium enterprises can compete with large organizations by partnering with expert Power BI consultants. Staying one step ahead of competitors is necessary to make the most of market opportunities and be proactive instead of reactive. Predictive analytics will prepare your business to tide over the volatile market conditions and increase ROI.

# Why you should Learn Power BI



## 6. Streamline Business Processes

Business intelligence brings value to enterprises. Having a trusted Power BI implementation partner will help you leverage the latest data analytical tools to derive accurate actionable insights. The experts will make the required changes to the existing systems and processes by building a parallel data pipeline and replacing the old with the new.

This also includes how data is cleaned, processed, transformed, and stored in the enterprise. From choosing data sources to building a centralized database, managing data flow, automating updates, etc., the Power BI consultants take care of everything.

## 7. Cost-Effectiveness & Resource Optimization

Businesses already to invest substantial money as working capital and revenue expenditure. Creating in-house Power BI teams can further increase costs. Partnering with a consultant is a cost-effective solution that also gives increased returns.

The consultants know how to work with the given resources and find a feasible solution within the constraints. The experts are proficient in helping businesses optimize their resources to reduce the cost of expenditure without compromising quality.

## 8. Flexibility, Scalability, & Customization

A business won't stay the same forever. A small business will expand over time to become a mid-scale organization, and a medium-sized business will grow into a large enterprise. You shouldn't have to start from scratch each time the business expands.

Partnering with a Power BI consultant will make it easy to scale the platform and systems to meet business demands. The consultants will create a flexible and scalable Power BI dashboard to help your business enter newer markets with ease.

Customization is yet another highlight of Power BI. The software suite can be customized to meet a business from any industry, be it finance, manufacturing, hospitality, entertainment, etc.

## 9. Trust and Reliability (Support Services)

The Power BI implementation partner is also a managed service provider for business intelligence and data analytical services. The consulting company will have affiliations and certification partners for third-party integrations. For example, the Power BI consultant can be a partner of Microsoft Azure and set up integrations between the data lake and Power BI. The consultant will fix the errors and glitches that occur from time to time and ensure that the insights are accurate. You can contact the consultant to inspect the software and check for errors.

## Conclusion

Take time to choose the right Power BI consultant for your business requirements. Your business needs a partner for the long term so that you can work with someone who knows exactly how they set up Power BI and its integrations within your enterprise.

Ask about their experience, project portfolio, and pricing when finalizing the Power BI consulting partner. It's time to invest in business intelligence tools like Power BI to make the most of data-driven insights for decision-making. Grow your business and increase returns using advanced BI tools.


# Power BI Vs. Other BI Tool in Market (Overview)



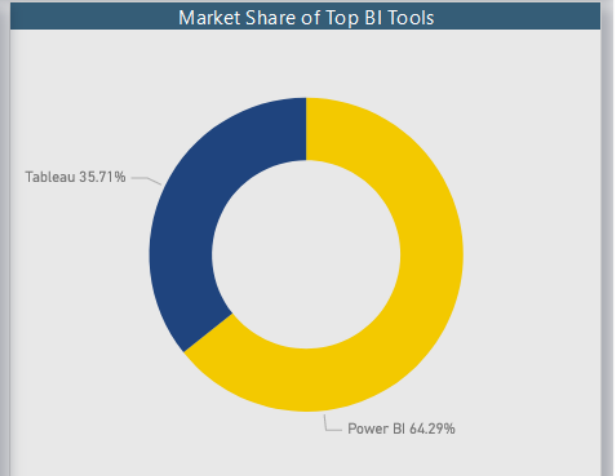
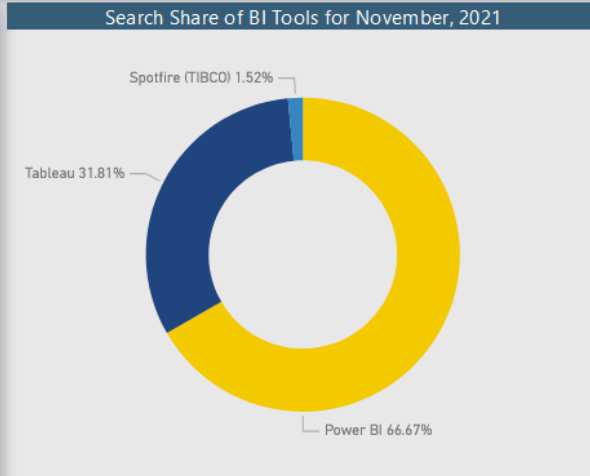
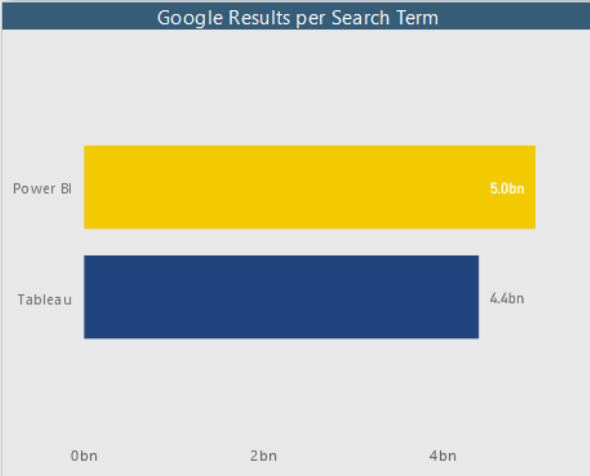
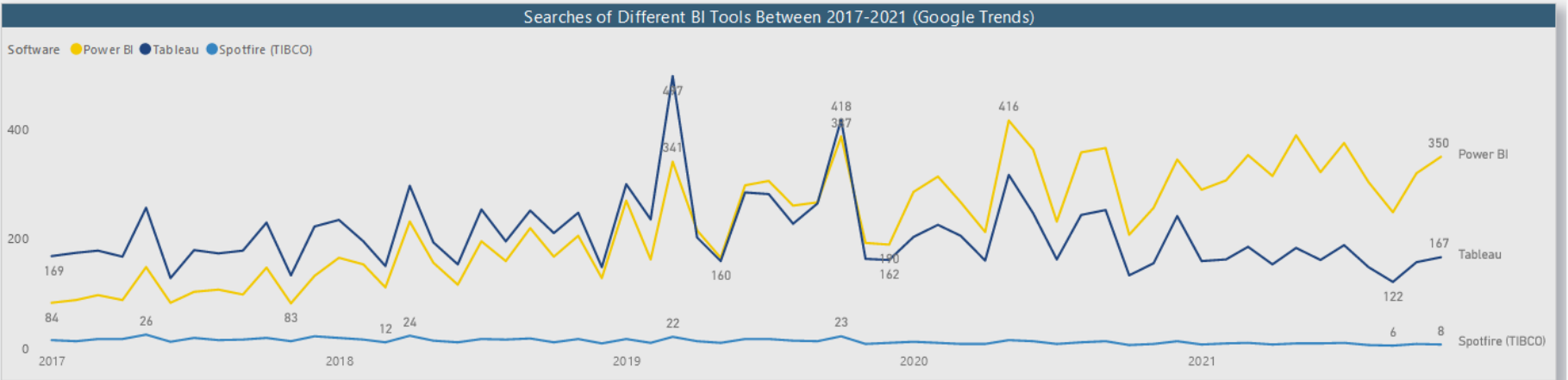
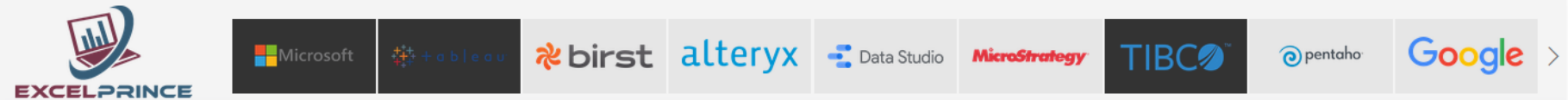
BI Tool-Market

Business Intelligence Tools

- Overview
- Social Engagement
- Software Detail
- Popularity
- BI Magic Quadrant
- Detailed Analysis on BI Tools



← Go back





# Power BI Vs. Other BI Tool in Market (Engagement)

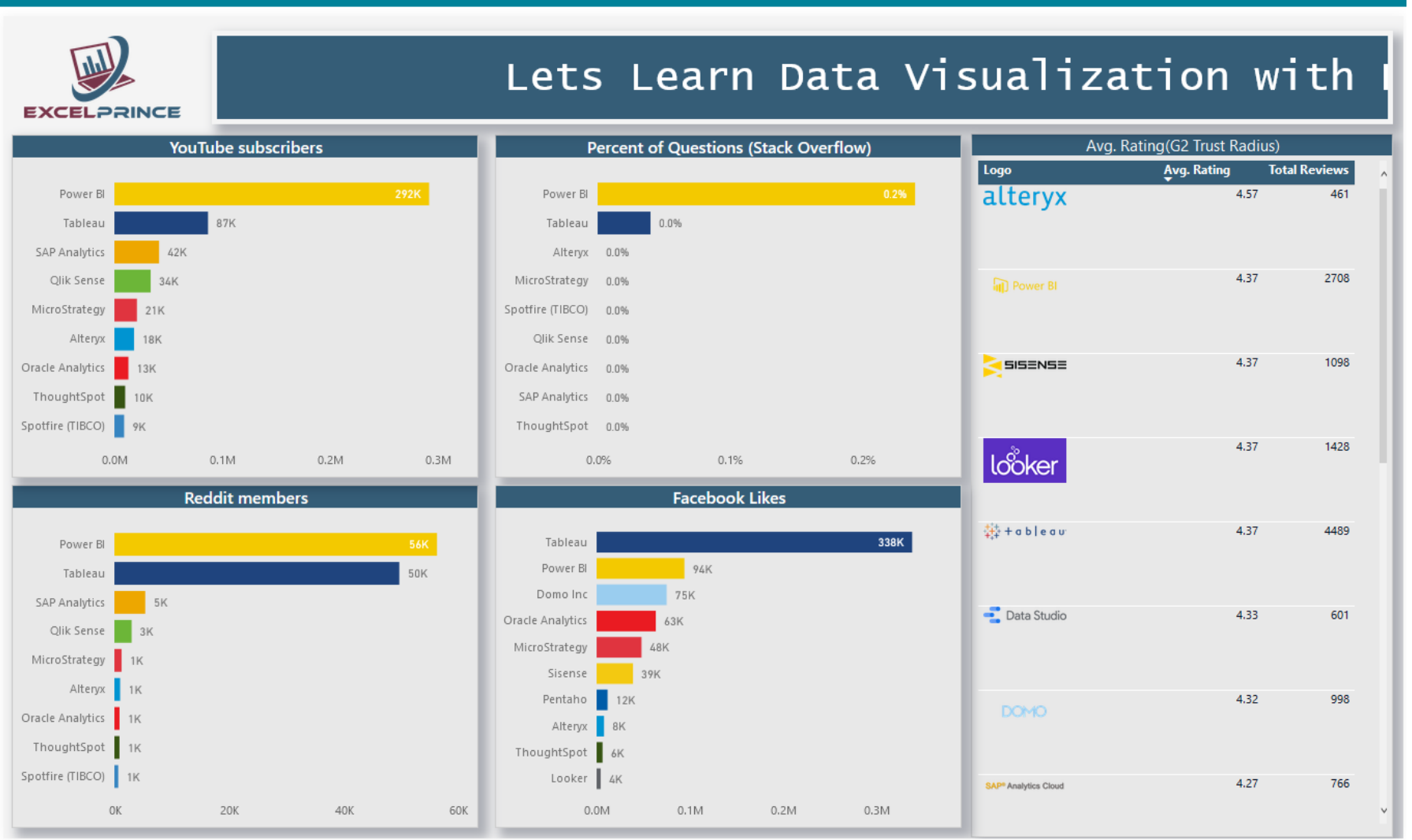


**BITool-Market**

Business Intelligence Tools

- OverView
- Social Engagement**
- Software Detail
- Popularity
- BI Magic Quadrant
- Detailed Analysis on BI Tools


Go back





# Power BI Vs. Other BI Tool in Market (Features)





## Learn Data Visualization with Excel Prince








BI Tools

Company

All

All

### BI Tool Detailed Analysis

Logo	Company	Release	Price Creator	Price Viewer	Deploy. Model	Dev. Env.	OS Agnostic	Cloud Agnostic	Database Agnostic	Preferred Data Model	Full-Featured Free Version	Share with anyone	R and Python Support	Open-source Custom Visuals	Dynamic Cross-Filtering	Search Analytics with NLP	Data Preparation Tools	Data Modelling Tools	Mobile App	Embedded Analytics	RLS	User Friendly	Dashboards appeal
	SAP	2015	\$36.0	\$36.0	On-prem or Cloud	Browser*	✓	✓*	Connect or	Star-schema/Snowflake*	Free trial	X*	R*	X*	✓*	✓	✓	✓	✓	✓	✓	?	?
	Microsoft	2015	\$10.0	\$10.0	Cloud (poor on-prem)*	Desktop	Windows only	Azure lock-in for hosting and some features	✓	Star-schema	✓	✓*	✓	✓	✓	✓	✓	✓	✓	✓	✓	High	High
	TIBCO	1996	\$25.0	\$25.0	On-prem or Cloud	Browser or Desktop	Full featured on Windows	✓	✓	Star-schema/Snowflake	Free trial	✓	✓	✓	✓	✓	✓	✓	✓	✓	✓	High	High
	Sisense	2004	\$160.0	\$160.0	On-prem or Cloud	Browser or Desktop	✓	✓	Connect or	Star-schema	Free trial	✓	✓	✓	✓	✓*	✓	✓	✓	✓	✓	?	?
	IBM	2005	\$20.0	\$20.0	On-prem or Cloud	Browser or Desktop	✓	✓*	Connect or	Star-schema/Snowflake / OLAP	Free trial	✓	✓	✓	✓	✓	✓	✓	✓	✓	✓	High*	?
	Amazon	2016	\$18.0	\$5.0	Cloud	Browser	✓	✓*	Connect or	Star-schema/Snowflake*	Free trial	X*	X	✓	✓	✓	✓	✓	✓	✓	✓	?	?
	Oracle	2012	\$40.0	\$40.0	On-prem or Cloud	Browser*	✓	✓*	✓	Star-schema/Snowflake	Free trial	✓*	✓	✓	✓	✓	✓	✓	✓	✓	✓	?	?

← Go back

Page 3 of 6



# Power BI Vs. Other BI Tool in Market (Popularity)



BITool-Market

Business Intelligence Tools ^

- OverView
- Social Engagement
- Software Detail
- Popularity**
- BI Magic Quadrant
- Detailed Analysis on BI Tools

Go back



## Lets Learn Data Visualizat

Month Year



# Power BI Vs. Other BI Tool in Market (Gartner-Analysis)



BI Tool-Market

Business Intelligence Tools

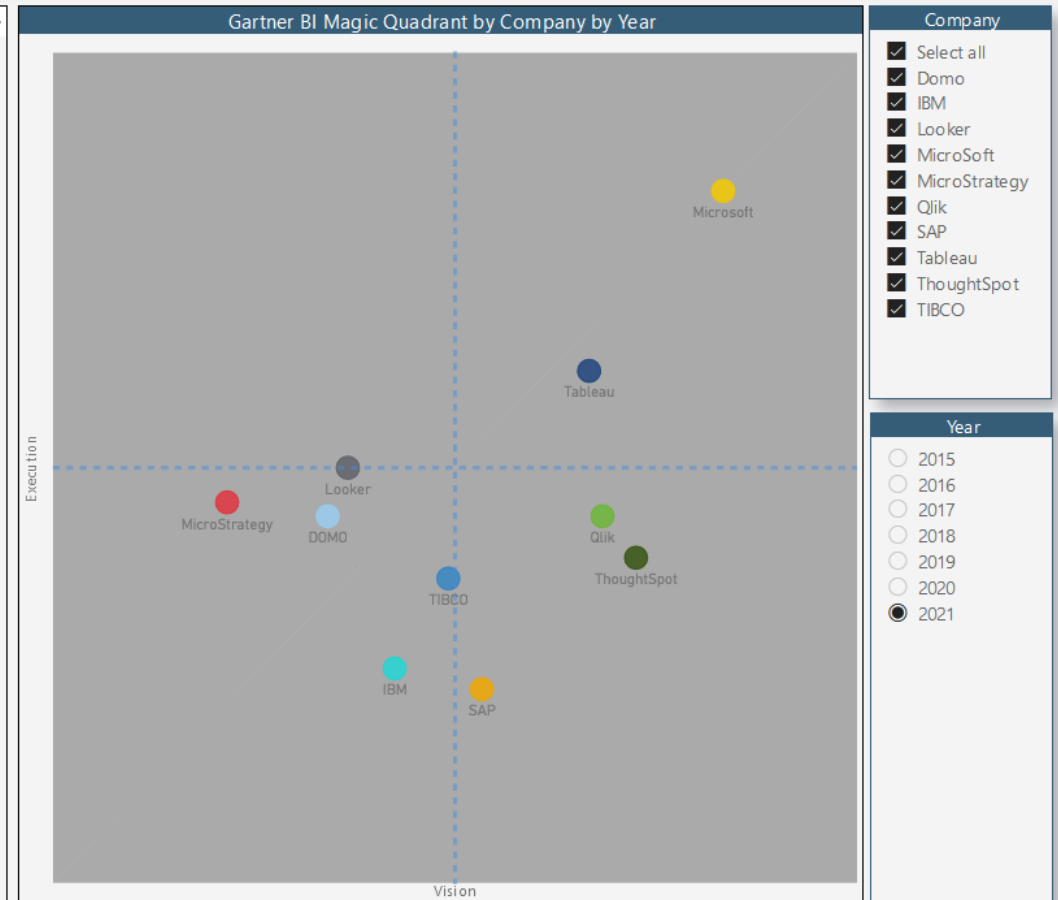
- Overview
- Social Engagement
- Software Detail
- Popularity
- BI Magic Quadrant**
- Detailed Analysis on BI Tools

Go back




## Visualization with Excel Prince

Execution and Vision - Co								
Company	Status	2015	2016	2017	2018	2019	2020	2021
TIBCO	Execution	49%	29%	51%	34%	34%	50%	44%
	Vision	63%	51%	44%	48%	48%	54%	59%
ThoughtSpot	Execution			31%	49%	49%	41%	47%
	Vision			29%	65%	65%	71%	87%
Tableau	Execution	100%	100%	100%	100%	100%	87%	74%
	Vision	63%	72%	74%	66%	66%	82%	80%
Sisense	Execution	35%	41%	58%	58%	28%	35%	
	Vision	24%	65%	72%	72%	61%	71%	
SAP	Execution	59%	69%	58%	37%	37%	22%	28%
	Vision	97%	68%	60%	55%	55%	70%	64%
Qlik	Execution	76%	94%	71%	72%	73%	45%	53%
	Vision	60%	81%	57%	85%	85%	76%	82%
Oracle	Execution	56%	45%	34%	34%	32%	38%	
	Vision	66%	14%	27%	26%	67%	67%	
MicroStrategy	Execution	60%	61%	41%	65%	65%	54%	55%
	Vision	65%	62%	45%	30%	30%	51%	26%
MicroSoft	Execution	67%	92%	99%	100%	100%	100%	100%
	Vision	60%	100%	100%	100%	100%	100%	100%
Looker	Execution				41%	41%	48%	60%
	Vision				17%	17%	32%	44%
IBM	Execution	59%	43%	49%	30%	29%	18%	31%
	Vision	93%	78%	68%	46%	46%	53%	51%
Domo	Execution		58%	34%	42%	42%	18%	53%
	Vision		28%	16%	20%	20%	25%	41%
Birst	Execution	72%	78%	47%	53%	53%	0%	
	Vision	46%	40%	35%	45%	45%	45%	
Alteryx	Execution	40%	80%	59%				
	Vision	60%	73%	31%				




# Power BI Vs. Other BI Tool in Market (Detailed Report)



  
BI Tool-Market

Business Intelligence Tools ^

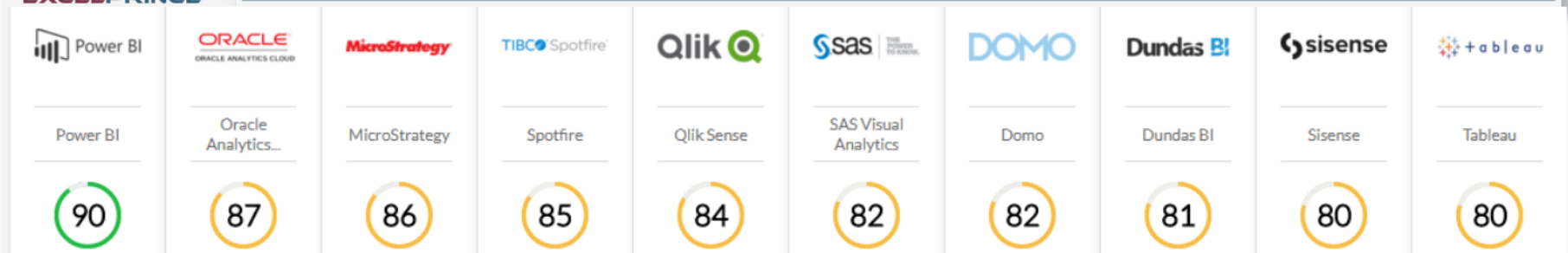
- OverView
- Social Engagement
- Software Detail
- Popularity
- BI Magic Quadrant
- Detailed Analysis on BI Tools**



[← Go back](#)



## Lets Learn Data Visualization



Today's analytics and BI platforms are augmented throughout and enable users to compose low/no-code workflows and applications. Cloud ecosystems and alignment with digital workplace tools are key selection factors. This research helps data and analytics leaders plan for and select these platforms.

### Market Definition/Description


Analytics and business intelligence (ABI) platforms enable less technical users, including businesspeople, to model, analyse, explore, share and manage data, and collaborate and share findings, enabled by IT and augmented by artificial intelligence (AI). ABI platforms may optionally include the ability to create, modify or enrich a semantic model including business rules.

Today's ABI platforms have an emphasis on visual self-service for end users, augmented by AI to deliver automated insights. Increasingly, the focus of augmentation is shifting from the analyst persona to the consumer or decision maker. To achieve this, automated insights must not only be statistically relevant, but they must also be relevant in context of the user's goals, their workflow and the actions they need to take based on the data. ABI platforms are beginning to capture more information about user behaviour and interests to deliver a more impactful experience to the consumer. This trend will continue to increase as ABI tools are integrated further into personal productivity tools where additional user behaviours can be tracked. Complementing this with interaction methods, such as natural language query (NLQ) or conversational analytics interfaces, and natural language generation (NLG) descriptions delivered as a response, democratizes access to data to make decisions.

Many platforms are adding capabilities for users to easily compose low-code or no-code automation workflows and applications. This blend of capabilities is helping to expand the vision for analytics beyond simply delivering datasets and presenting dashboards to delivering enriched contextualized insights, refocusing attention on decision-making processes, and ultimately taking actions that will deliver business value.

The ABI, data science and machine learning (DSML), and cloud data and analytics (D&A) markets continue to converge, often in the form of intelligent composable applications for customers. Vendors are pushed to improve their analytics capabilities while simultaneously helping their customers maintain a balance between control and agility as their platforms scale across multipersona users, advanced analytics capabilities, diverse data and emerging use cases.

# Download Detailed Report



The demand for BI (Business Intelligence) and Decision Making will not dip in the near future. Definitely, no other BI tool is going to overcome Power BI's dominance in the next ten years. Also, Power BI is easy to use and excellent for data visualization. Moreover, the product is a Microsoft product. Microsoft is already global leaders. Integration with Power BI is not only essential but also it augurs well for its users as the brand ensures it is here to stay with adding features every week at a random pace.

# Why choose us



Feature	ExcelPrince	Others
Provide you recording of each class	<input checked="" type="checkbox"/>	<input type="checkbox"/>
No. of dashboard covered	15+	2-3 only
No. of DAX Covered	120+	15-20
Course Duration	3 Month Approx.	1.5 Months
Course Duration (Hr.)	50+ Hr.	20-25 hr
Flexibility to switch Offline/Online	<input checked="" type="checkbox"/>	<input type="checkbox"/>
Learning Material	500+ (pdf, Videos, dashboard, case Study, Assignment, Template, Infographics etc)	Even less than 50
Life time job assistance	<input checked="" type="checkbox"/>	Limited time
Course Fee	Just 11999	22000 & more



Visit website



Facebook



LinkedIn



YouTube



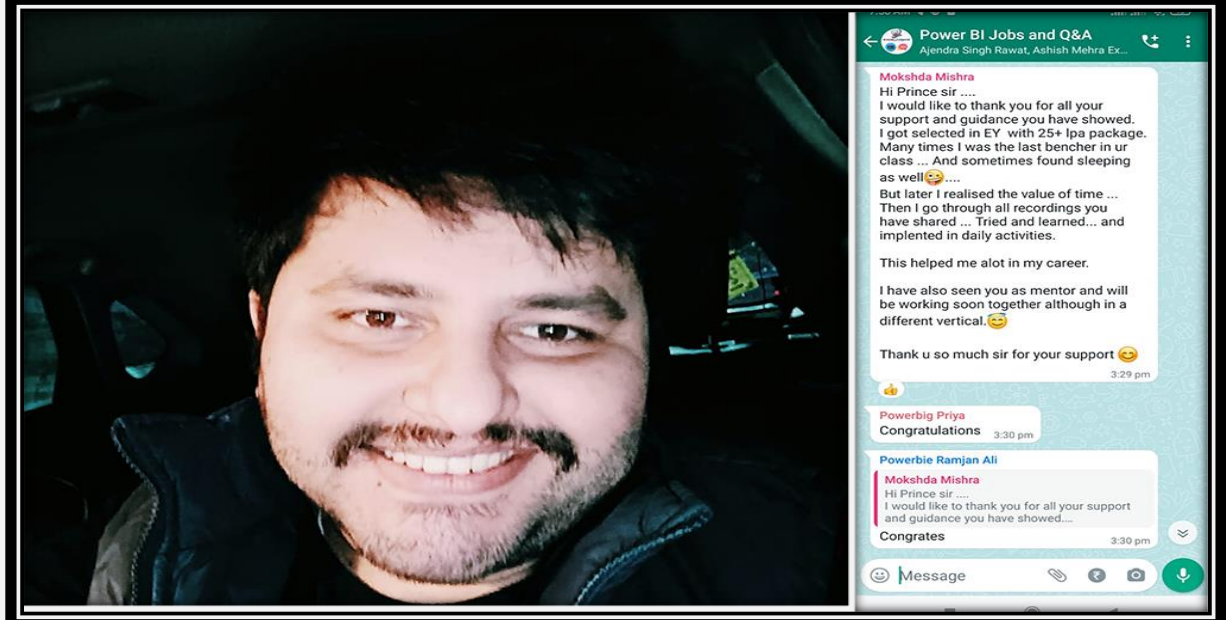
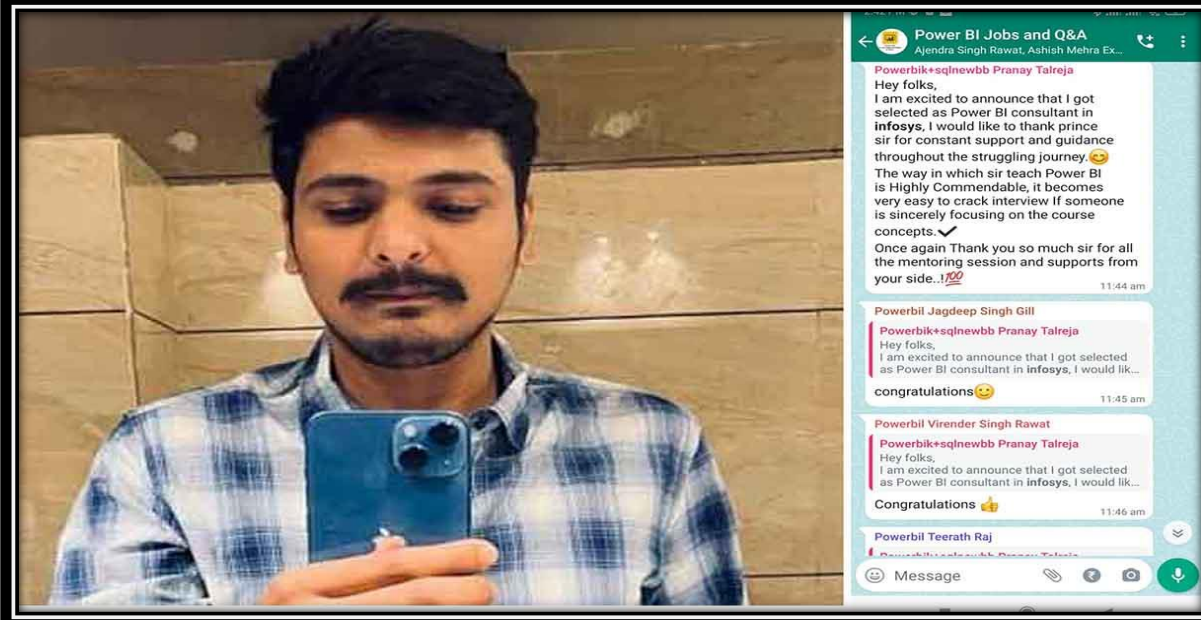
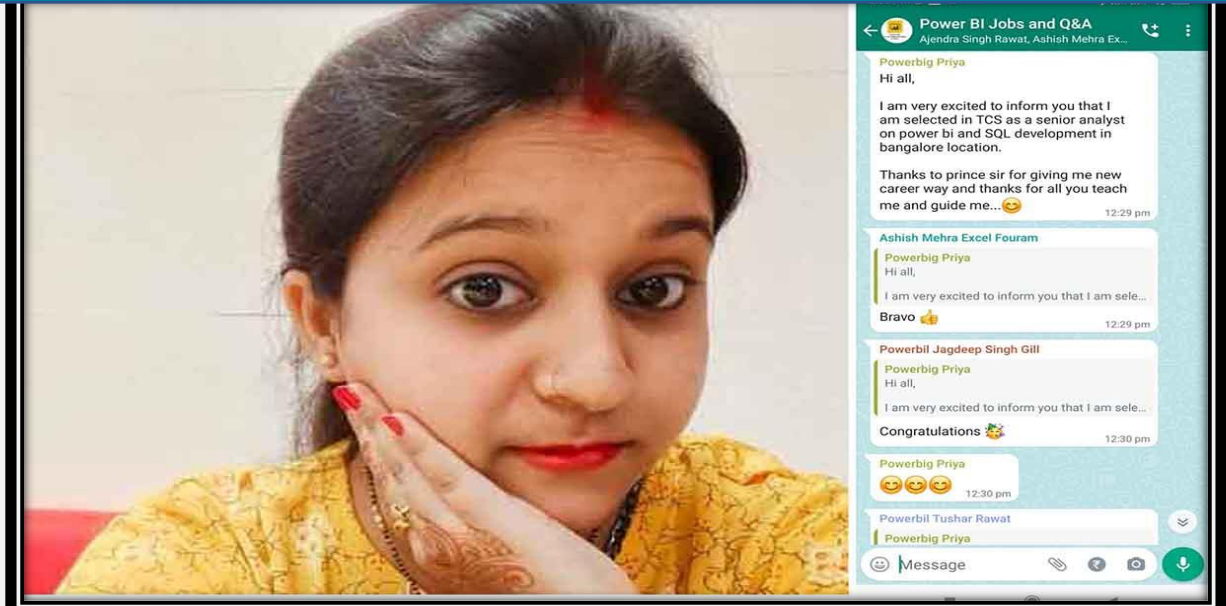
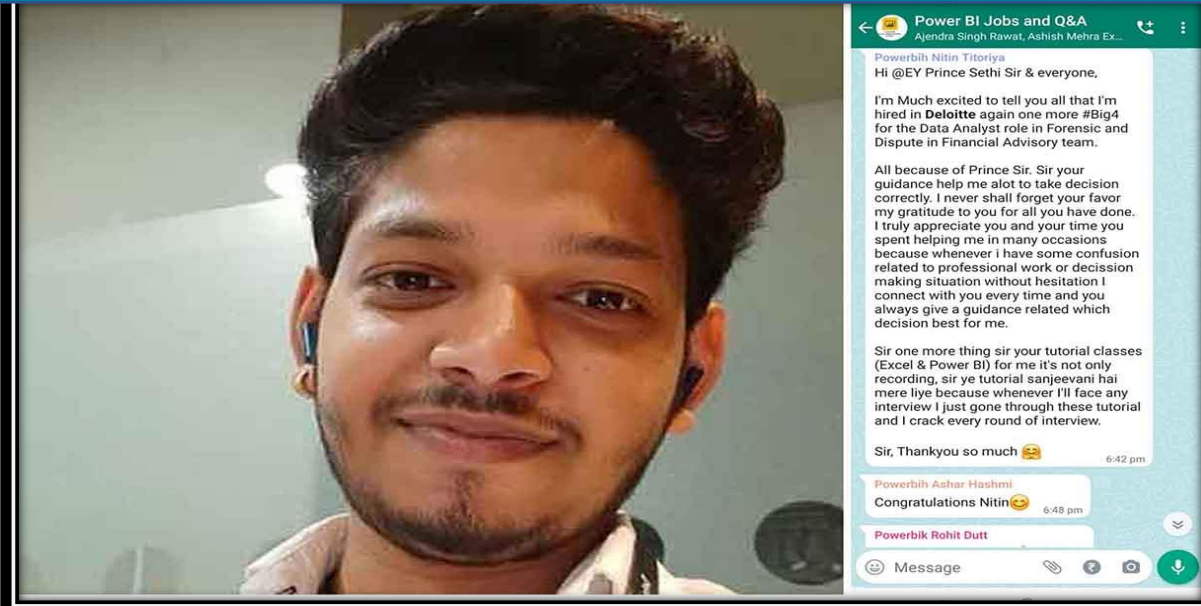
Reviews



Location

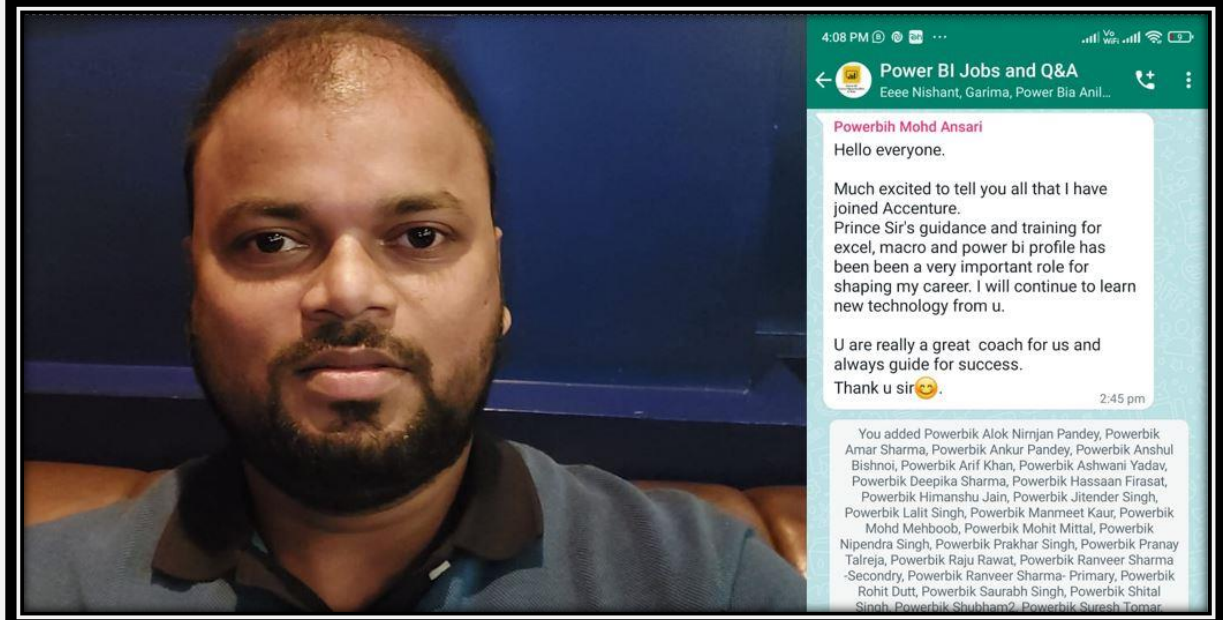


# Placements – ExcelPrince Power BI Champion



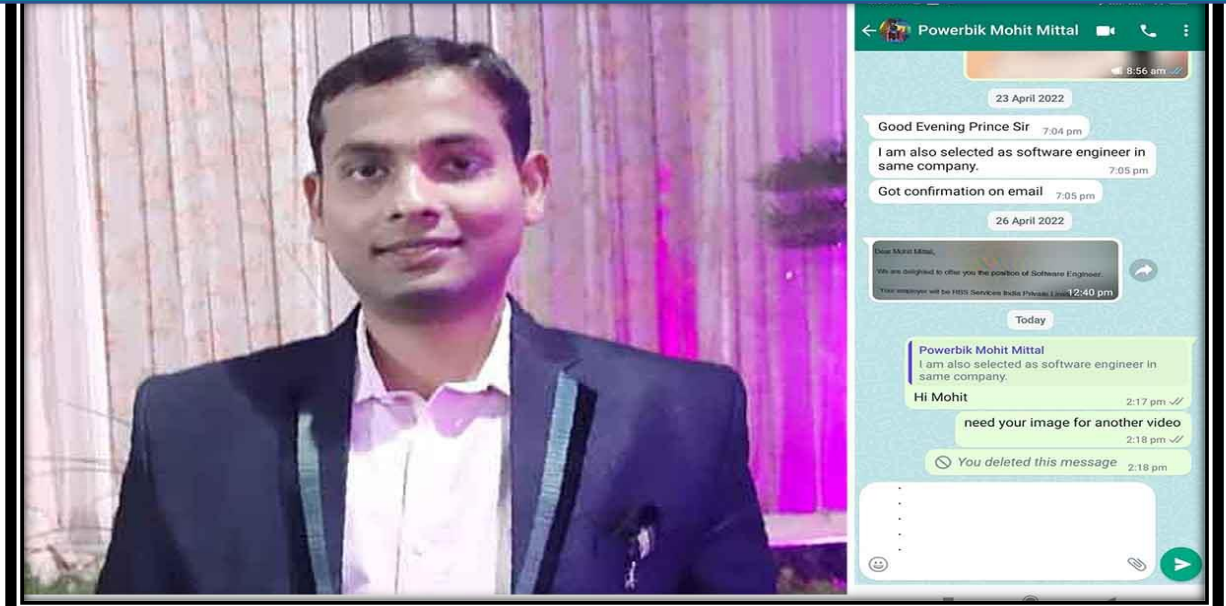
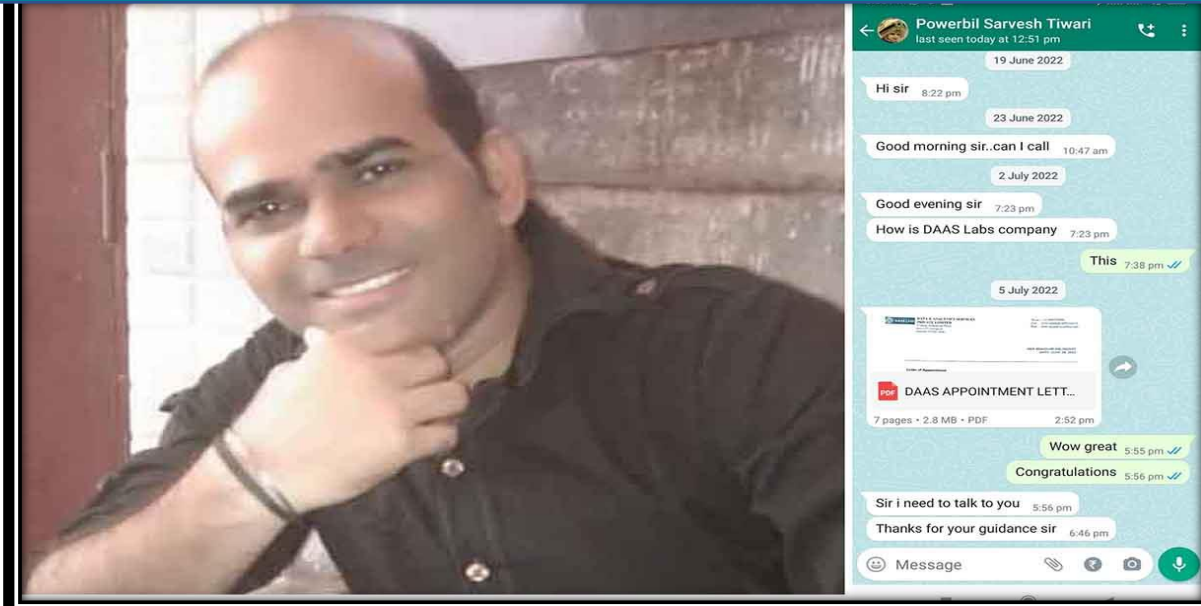


# Placements – ExcelPrince Power BI Champion



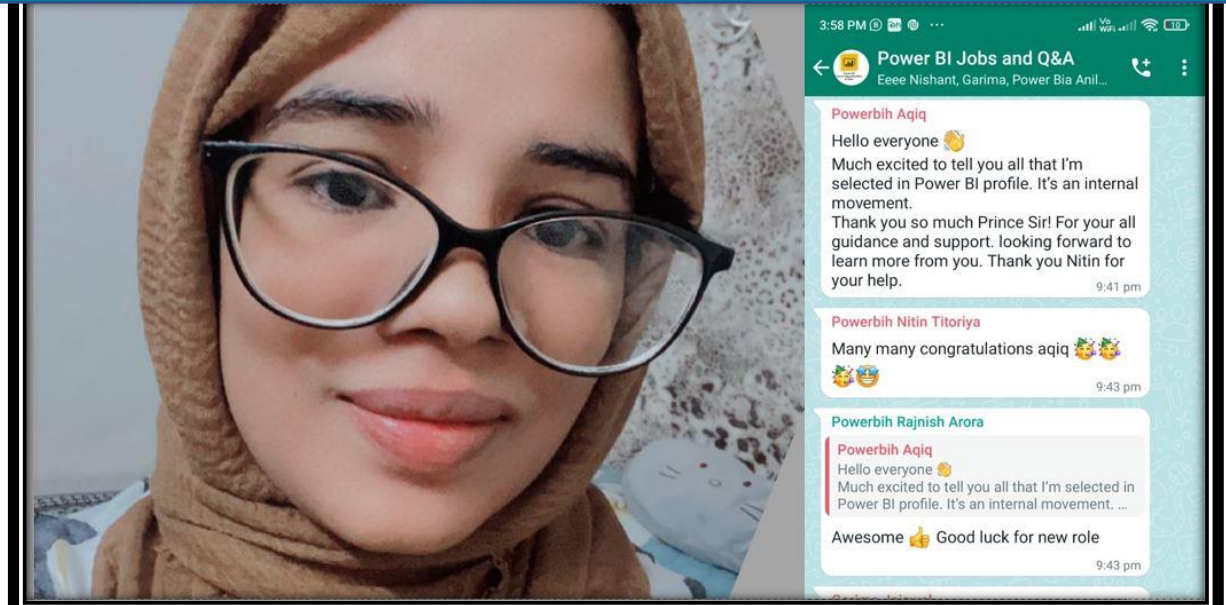



# Placements – ExcelPrince Power BI Champion





# Placements – ExcelPrince Power BI Champion





# Student's View



Your way of teaching is outstanding, every query is solved clearly, be the student asks one time or multiple times the same question. The recordings still helps me to revise my concepts any time I need. And above all whenever I get stuck in my work, the first thought which comes to my mind is Only Prince Sir can help me in this. You make the classes interactive by using daily life scenarios and practical examples. Also, you never think of just completing the course and get rid off, like many similar institutes do. Your examples and assignments are very much similar to what is done in industry. At last I just want to conclude that you are not just a good trainer but a guide and a very nice human being



I am really confused how to start as I have a lot to say but I can't express it in words. I want to thank you to became excellent trainer for me. Your way of teaching had provided In depth and extensive knowledge. Your excellent teaching skills and courteous personality has helped me tremendously through my journey to learn Analytics. Without your help and direction it was impossible. The best thing about your institute is to provide real time scenario and relevant examples. You always ready to resolve out issues/ doubts related previous class. Doesn't matter how much time it take. You rock and there is no comparison for your teaching. It's perfect and excellent.'



Your coaching services are not just up to mark but way above my expectations. The study material and daily class videos helped me a lot in my learning. Making things understand easily with real life scenarios and practical examples along with your guidance are the things which make your coaching institute very different from other such institutes. You are always there to help all your students whenever they need any help. In fact you go extra mile to help them. One last thing would like to say is that more than a good trainer you are very good human being and that is what makes you and your efforts towards us successful. Now it is our turn to make you proud by showcasing our talent at our work place and by making a good career in analytics field.



The best thing is the Video recording of live class, it helps us to regain whatever is missed due to absence. I have not analysed other institutes however as per my observation, the emphasis on every small and big scenario along with the individual attention, makes it different. Have got some assistance from friends however realized that certain basic things were also not clear which I've learned now. Aspiring new knowledge and understanding the concept is in itself an achievement and helps in career improvement. Though in batch, still an individual attention is given and every concept is dealt with examples and demonstrations. Thank You Prince, the way you are educating professionals and further helping in career enhancement is great!!



I am extremely thankful to have such a supportive cooperative trainer like you with whom I've learned so much each day and am improving all the time. The one thing I found very useful is that everything we talked about, we practiced. This opened my mind and gave me a good experience. I think this is a life changing program that will help many people. I learned countless things from you and had a fun time, and stored many things in my long term memory. The quality of training were excellent The best thing that I liked about your training was live class room videos through which we can never forget even after completion of course. Definitely Prince you are always there to help in our day to day life official queries.



Prince sir really you are Rock, Perfect and Real teacher who is well known with students as well as industry requirement very well which is very helpful to all of us for successful career. Best thing which helped me a lot in my learning. Live example and class's video recording is a unique way to tech in your institute is best, which will always helpful to me for my future growth. Your this type of teaching methodology differ you from other institute. You are great sir. I would like to say Thank you very much Prince Sir.



**EXCELPRINCE**

Power ahead in your career with ExcelPrince.

Start learning today.

## **CONTACT US**

+91 99538 72217, 98103 78217

[prince.sethi09@gmail.com](mailto:prince.sethi09@gmail.com)

[www.excelprince.com](http://www.excelprince.com)

